
























# Building Control Year End Figures

**Report Type:** PIs Report  
**Generated on:** 06 June 2013

PI Status		Long Term Trends		Short Term Trends	
	Alert		Improving		Improving
	Warning		No Change		No Change
	OK		Getting Worse		Getting Worse
	Unknown				
	Data Only				

PI Code	Short Name	2008/09	2009/10	2010/11	2011/12	2012/13			Current Target	Long Term Trend Arrow	Short Term Trend Arrow	Note
		Value	Value	Value	Value	Value	Target	Status				
BC 1	Check full plan applications within 14 days (Bldg Control)	82%	97%	86%	95%	71%	90%		90%			Significant decline due to staffing and introduction of new IT system.
BC 2	% of Building Notices accepted in 2 working days	90%	97%	97%	95%	82%	93%		93%			Significant decline due introduction of new IT system
BC 3	% Full Plans approved within statutory time period 2 months - Building Control	99.3%	99.2%	97.2%	99.5%	99.7%	100.0%		100.0%			Relates to three applications
BC 4	Full Plans applications approved first time.	96%	93%	87%	83%	85%	90%		90%			Slight improvement on last year and new IT system will send out warning letter to client re amendments.
BC 5	Site Inspections undertaken on day of notification	99.7%	99.7%	99.3%	98.9%	99.4%	93.0%		93.0%			Achieved
BC 6	Completion Certifications issued within 5 days of notified satisfactory inspection	75%	86%	84%	88%	83%	80%		80%			Achieved

PI Code	Short Name	2008/09	2009/10	2010/11	2011/12	2012/13			Current Target	Long Term Trend Arrow	Short Term Trend Arrow	Note
		Value	Value	Value	Value	Value	Target	Status				
BC 7	An average of 7 inspections undertaken per development.	8.4	8.4	7.8	8.9	7.9	7.0		7.0			Achieved
BC 8	Dangerous structures inspected within 2 hours.	100%	85%	87%	85%	83%	82%		82%			Achieved
BC 9	Response Rate to complaints in accordance with the Partnership's Complaints Procedure	70%	100%	100%	97%	92%	95%		95%			Complaint numbers low and reduction relates to one poor month.
BC 10	Fire Authority Satisfaction	96%	100%	100%	100%	95%	80%		80%			Achieved
BC 11	% of Market Share within Schedule 1 (figures are for each qtr)	57%	81%	11%	67%	61%	60%		60%			Achieved
BC 12	% of Market Share within Schedule 2 & 3 Domestic and Commercial Developments	93%	84%	81%	76%	65%	90%		90%			Significant reduction. This is an area for increased target marketing
BC 13	No. of hours CPD Training by professional staff every year (Annual Target 35hrs)	38.50hrs	36.50hrs	24.50hrs	19.00hrs	23.00hrs	35.00hrs		35.00hrs			Due to staffing levels and work demand training has been reduced to a minimum. Required hours for RICS reduced to 20 for future years.
BC 14	Customers consider the service to be Good/Excellent	85%	91%	86%	88%	88%	80%		80%			Achieved